

Fiche technique :

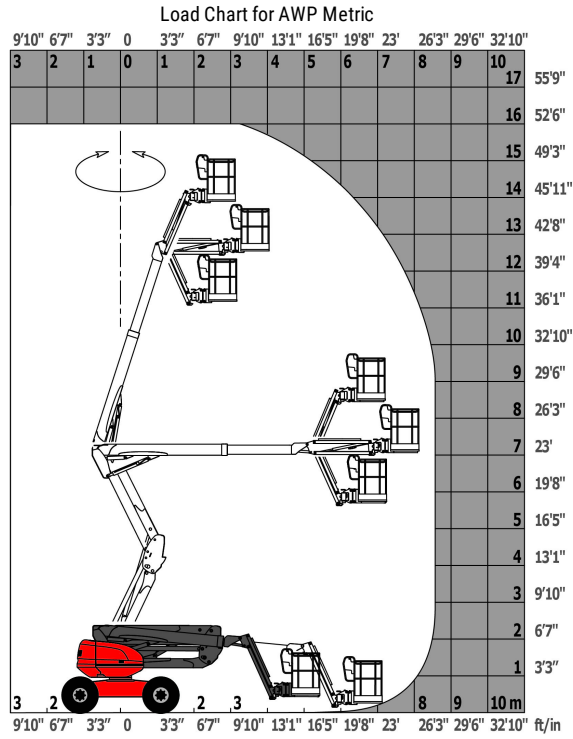
160 ATJ+



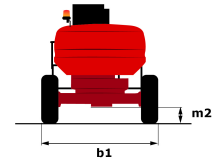
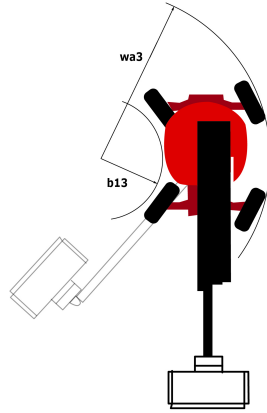
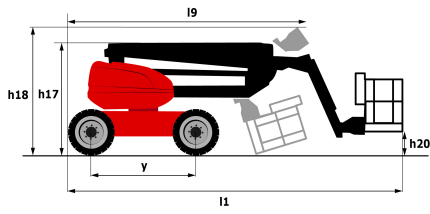
Capacities		Métrique
Working height	h21	16.21 m
Platform height	h7	14.21 m
Max. outreach	r1	8.52 m
Overhang	h31	7.4 m
Pendular arm rotation (top / bottom)		+66.5 ° / -65.8 °
Platform capacity	Q	408 kg
Turret rotation		350 °
Platform rotation (right / left)		90 ° / 90 °
Number of people (inside / outside)		3 / 3
Weight and dimensions		
Platform weight*		7500 kg
Platform dimensions (length x width)	lp / ep	2.3 m x 0.9 m
Overall width	b1	2.45 m
Overall length	l1	7.09 m
Overall height	h17	2.47 m
Overall length (stowed)	l9	4.89 m
Overall height (stowed)	h18	2.94 m
Floor height (access)	h20	0.38 m
Counterweight offset (turret at 90°)	a7	0.15 m
Internal turning radius (over tyres)	b13	1.28 m
External turning radius	Wa3	4.09 m
Ground clearance at centre of wheelbase	m2	0.4 m
Wheelbase	y	2.2 m
Performances		
Drive speed - stowed		5 km/h
Drive speed - raised		1 km/h
Gradeability		45 %
Permissible leveling		5 °
Wheels		
Tyres type		Foam-filled
Dimensions of front wheels / rear wheels		908 x 370 mm - 908 x 370 mm
Drive wheels (front / rear)		2 / 2
Steering wheels (front / rear)		2 / 2
Braking wheels (front / rear)		0 / 2
Engine/Battery		
Engine brand / model		Kubota - D1105-E4B
Engine norm		Stage V
I.C. Engine power rating / Power (kW)		24.5 Hp / 18.5 kW
Miscellaneous		
Ground Pressure		11.6 daN/cm ²
Hydraulic Pressure		340 Bar
Hydraulic tank capacity		531 l
Fuel tank		51 l
Noise to environment (LwA)		< 105 dB(A)
Vibration on hands/arms		< 0.5 m/s ²
Daily consumption **		7 l
Standards compliance		
This machine is in compliance with:		European directives: 2006/42/EC- Machinery (revised EN280:2013) - 2004/108/EC (EMC) - 2006/95/EC (Low voltage)

*Varies according to options and standards of the country to which the machine is delivered

Abaques



Schémas d'encombrement



Équipements

Standard

230V Predisposition
 4 simultaneous movements
 4 wheel drive
 4 wheel steer with crab mode
 Audible alarm and illuminated indicator lamp (leveling, overload, lowering)
 Backup electrical pump
 CAN bus technology
 Connected Machine
 Dead man pedal
 Differential locking on rear axle
 Easy fast slinging system
 Front axle with limited slip
 Fuel gauge with low level indicator
 Horn in the platform
 Hour meter
 Integrated diagnostic assistance
 LED rotating beacon
 Large basket with three entries
 Large color screen on turret
 Leveling unlocking
 Management via engine speed bearing
 Oscillating front axle
 Stop & Go system

Optionnel

230V socket with circuit-breaker on boom head
 Access control keypad for easy link
 Additional storage boxes
 Air predisposition
 Battery blanket
 Battery charger automatic start
 Beep on every movement
 Beep upon travel
 Biodegradable hydraulic oil
 Coded anti-start
 Continuous turret rotation
 Easy link with remote lock
 Fuel tank locking cap
 Highly capacity battery
 Hydraulic oil heater
 Large basket 2.30m with lateral door
 Lockable fuel cap
 Narrow basket 1.80m
 Non-marking tyres
 Onboard generator (3,5 or 5 kW)
 Panel cradle
 Personalized paintwork
 Pipe cradle
 Protection screen and key lock turret
 SPS : Secondary protection system
 Safety kit (Harness + helmet)
 Safety valve
 Socket 230 V + differential circuit breaker
 Spark arresting muffler
 Turret cover with key lock
 Water heater
 Water predisposition
 Working light



Siège Social

430 rue de l'Aubinière - 44150 Ancenis Cedex - France

Tel: +33(0)2 40 09 10 11 - Fax: +33 (0)2 40 09 10 97

www.manitou.com



Cette publication présente le descriptif des versions et possibilités de configuration des produits Manitou qui peuvent différer en équipement. Les équipements présentés dans cette brochure peuvent être de série, en option, ou non disponibles suivant les versions. Manitou se réserve le droit, à tout moment et sans préavis, de modifier les spécifications décrites et représentées. Les spécifications portées n'engagent pas le constructeur. Pour plus de détails, contactez votre concessionnaire Manitou. Document non contractuel. Présentation des produits non contractuelle. List des spécifications non exhaustive. Les logos ainsi que l'identité visuelle de l'entreprise sont la propriété de Manitou et ne peuvent être utilisés sans autorisation. Tous droits réservés. Les photos et schémas contenus dans la présente brochure ne sont fournis qu'à des fins de consultation et à titre indicatif.

MANITOU BF SA - Société anonyme à conseil d'administration - Capital social : 39 668 399 euros - 857 802 508 RCS Nantes